

High Power Coupler+WDM

It is based on High power fused Coupler technology and TFF (Thin Film Filter) WDM technology, available in a variety of package sizes and multiple channel

sizes, which supports multi-channel CATV signal transmission in 1*N mode, and meets the independent IP signal uplink and downlink transmission of each channel; data, voice, and high-bandwidth requirements of CATV integrated services, widely Application and triple play, FTTX, etc.

Features:

High isolation
Working Wavelength Width
Wide operating temperature
High reliability and stability

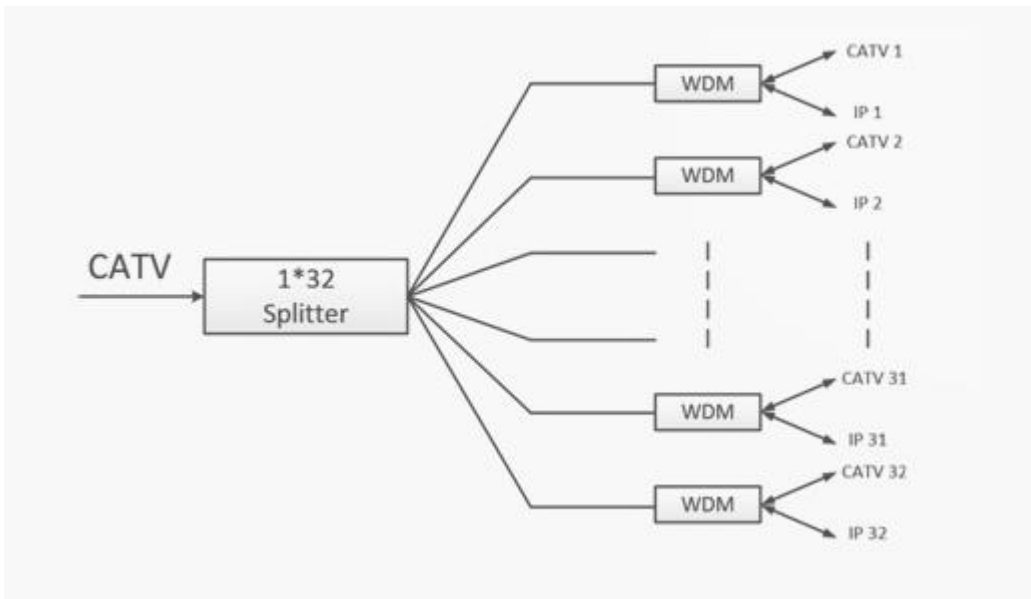
Application:

WDM System
PON System
CATV

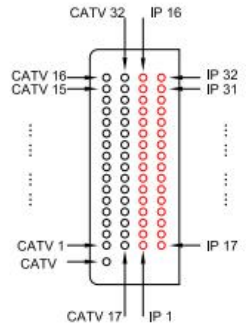
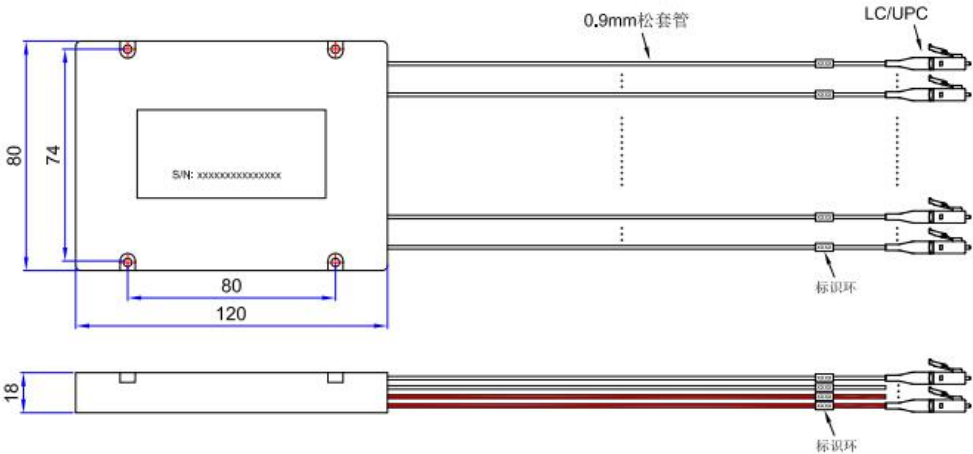
Specification

PN		FBT-1550-5W-1 × 8+ (1/99) +1310/1490WDM	FBT-1550-5W-1 × 16+ (1/99) +1310/1490WDM	FBT-1550-5W-1 × 32+ (1/99) +1310/1490WDM
Insertion loss (dB)	IN→Com Port@CATV	≤10.5	≤15	≤18.0
	(1310/1490)→Com Port@IP	≤0.8	≤0.8	≤0.8
	IN→MON (1%)	≤32.00	≤35.0	≤35.0
Polarization dependent loss (dB)		≤0.4		
Operation wavelength (nm)	Common	1260-1620		
	CATV	1540-1560		
	IP	1260-1360,1460-1500		
Isolation (dB)	CATV	≥30		
	IP	≥15		
Return Loss / Directivity (dB)		≥50		
Fiber Type		SMF-28e		
Operating Temperature (°C)		-20~+70		
Storage Temperature (°C)		-40~+85		
Package Dimension		120*80*18		
Connector Type	CATV In	SC, LC (UPC, APC) or no connector		
	MON			
	IP In			
	Common Out			
Fiber jacket		900um loose tube		

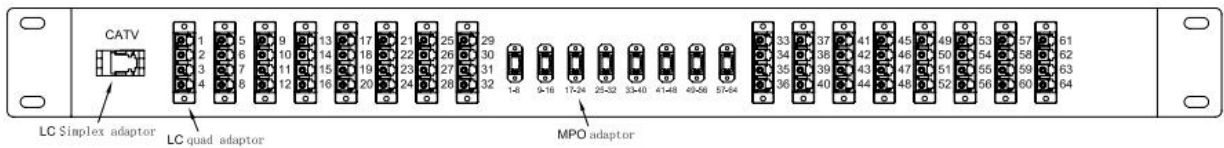
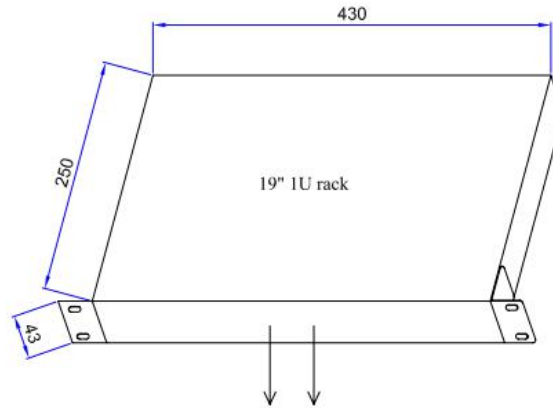
Module Optical:



ABS Box



19"1U Rack



Ordering Information:

WDM	Port Type	Shortest Channel Wavelength	Monit	Package Type	Pigtail Type	Length	Connector
	08=1x8 16=1x16 32=1x32	PON=T1550R1310,1 490	1=1/9 9% 0=No monit or	A=ABS 120x80x1 8mm R=19"Rac k	2=900um loose tube	1=1.0m S=Spec ify	3=SC/APC 4=SC/UPC 6=LC/UPC 7=LC/AP S=Specify