

## 1x2(2x2) PM Filter Coupler

<b>Features:</b>
Low Insertion Loss High Extinction Ratio High Isolation High Stability and Reliability
<b>Application:</b>
EDFA Fiber Optical Instrument Power Monitoring Fiber Sensor

### Specifications:

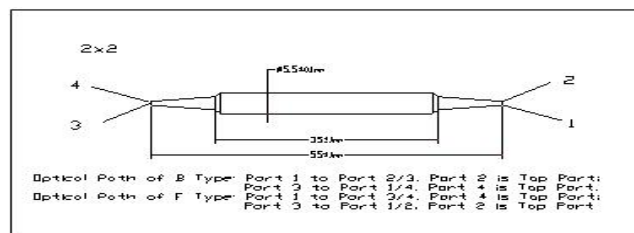
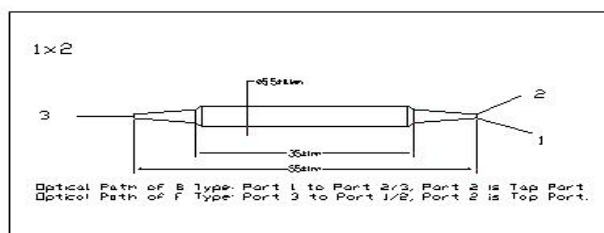
Parameter	1 x 2			2 x 2			
Wavelength (nm)	1310, 1480,1550	980,1030, 1064	780, 850	1310, 1480,1550	980,1030, 1064	780,850	
Operating Bandwidth (nm)	±40	±20	±20	±40	±20	±20	
Excess Loss (dB)	≤0.7	≤0.8	≤1.2	≤1.0	≤1.2	≤1.4	
Uniformity(only for 50/50) (dB)	≤0.4	≤0.5	≤0.6	≤0.6	≤0.8	≤0.8	
Tap Ratio (%)	1±0.2%,2±0.4%,5±1%,10%,20%,30%,50%						
Extinction Ratio(dB)	Type B(Both of axis working)	≥20	≥20	≥20	≥18	≥18	≥18
	Type F(Fast axis blocked)	≥22	≥22	≥22	≥22	≥20	≥20
Return Loss (dB)	≥50						
Power Handling (mW)	≤300						
Fiber Type	Tap port 2(only for 1x2)	SMF-28e or PM1310 for 1310nm; SMF-28e or PM1550 for 1550nm; HI 1060 or PM980 for 980nm & 1064nm; HI 780 or PM850 for 850nm;					
	Tap port 2&4(only for 2x2)	PM1310 for 1310nm; PM1550 for 1550nm; PM980 for 980nm&1064nm; PM850 for 850nm					
	Port 1 & 3	PM1310 for 1310nm; PM1550 for 1550nm; PM980 for 980nm&1064nm; PM850 for 850nm					
Operating Temperature (°C)	-5~+70						
Storage Temperature(°C)	-40 ~ +80						
Dimensions (mm)	φ5.5 × L35 or φ5.5 × L38 (only for bare fiber or 900um loose tube)						
	L90*W20*H9.5 (ABS) (P2) (only for 3mm or 2mm cable)						

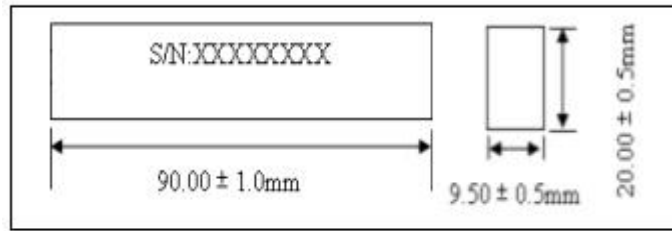
\*Above specifications are for devices without the connectors.

\*For devices with connectors, IL will be 0.3dB higher, RL will be 5dB lower, and ER will be 2dB lower.

\*The PM fiber and the connector key are aligned to the slow axis. And for F type, fast axis is blocked.

### Package Dimensions:




**Ordering Information:**

PMFC	Wavelength	Port Type	Couplig Ratio	Axis Alignment	Fiber for tap port	Pigtail Type	Length	Connector
	0780=780nm	1=1x2	1=1/99	F=Fast	1=Panda	1=250um	H=0.5m	0=None
	0850=850nm	2=2x2	2=2/98	Axis	fiber	bare fiber	8=0.8m	1=FC/UPC
	0980=980nm		3=3/97	Blocked	2=SMF-28e	2=900um	1=1.0m	2=FC/APC
	1030=1030nm		4=4/96	B=Both	3=HI1060	loose tube	S=Specify	3=SC/APC
	1064=1064nm		5=5/95	Axis	4=HI 780	3=3mm		4=SC/UPC
	1310=1310 nm		A=10/90	Working		loose tube		6=LC/UPC
	1480=1480 nm		B=20/80			4=2mm		7=LC/APC
	1550=1550 nm		C=30/70			loose tube		S=Specify
			D=40/60					
			E=50/50			S=Specify		