

1xN Optical Switch Module (Stepper Motor)

Features:

Low Insertion Loss
High Stability and Reliability

Application:

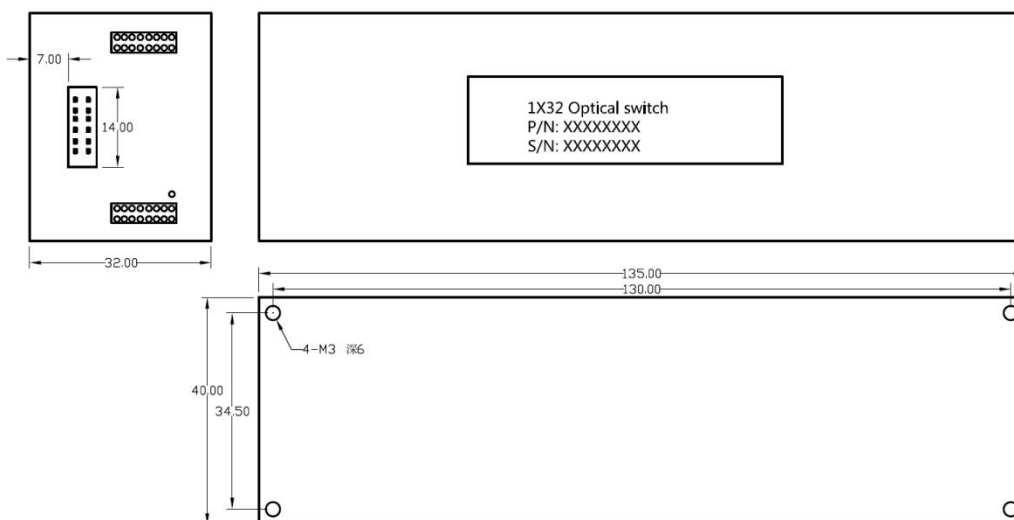
Communication Network/Metro/LAN
Fiber Sensing
Testing

Specifications

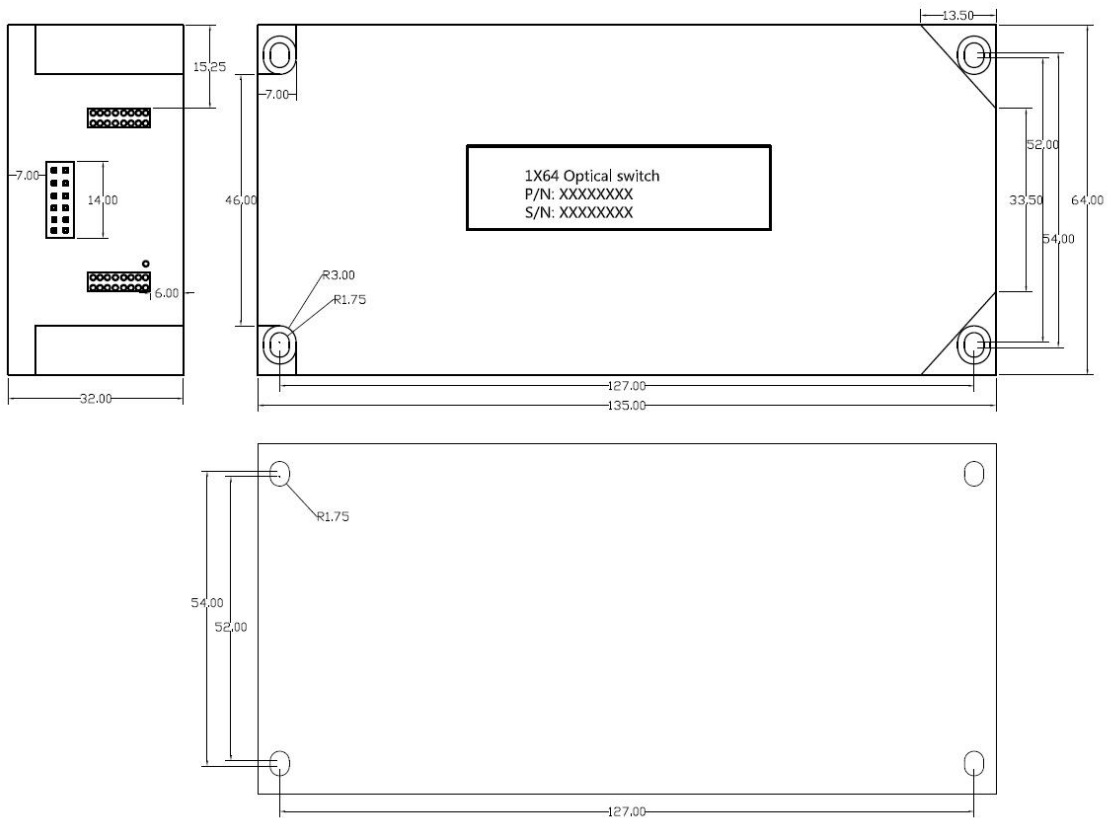
Parameter	Value	
Port Type	1xN , N>64	
Wavelength (nm)	1260-1620	
Insertion Loss (dB)	≤0.8	
PDL (dB)	≤0.15	
Repeatability (dB)	≤±0.05	
Switch Speed (ms)	<10	
Return Loss (dB)	≥50 (SM)	≥30 (MM)
Cross Talk (dB)	≥60	
Operating Voltage (V)	5	
Switch Current (mA)	120	
Power handling (mW)	500	
Durability (cycles)	>10 ⁷	
Operating Temperature (°C)	-5~+65	
Storage Temperature (°C)	-40 ~ 85	
Fiber Type	SMF-28e	MM :50/125,62.5/125
Dimension (LxMxH) (mm)	135x40x32	

Package Dimension

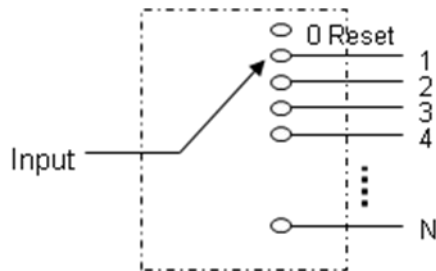
Type A(N ≤ 32)



Type B(N ≤ 64)



Optical Route:



Pin	I/O	SignalName	Description
1	Input	/RESET	TTL, Low level reset to channel 0. High level means channel selection bits are effective.
2	Input	D0	TTL, D0 is low, and D4 is high, Example: 00000b=1 CH; 11111b=32 CH.
3	Input	D1	
4	Input	D2	
5	Input	D3	
6	Input	D4	
7	Out	/READY	TTL, Ready (High=Not ready, Low=Ready)
8	Out	ERROR	TTL, Error (High=Error, Low=No error)
9	Power in	GND	Ground
10	Power in	5V	5.0 ± 5% VDC Power Supply (max 500mA)
11	S-	RS232(485)	RX (B)
12	S+	RS232(485)	TX (A)

OS W	Wavelength	Type	Control Mode	0	Fiber	Pigtail Type	Length	Connector
	1310=1310nm 1550=1550nm 0850=850nm 1315=1310/155 0 SSSS=specify	04=1x4 08=1x8 16=1x16 32=1x32 SS=Specify	1=RS232+TTL 2=RS484+TTL 3=USB		1=SMF-2 8e 2=50/125 3=62.5/12 5 S=specify	2=900um loose tube S=Specify	H=0.5m 8=0.8m 1=1.0m S=Specify	0=None 1=FC/UPC 2=FC/APC 3=SC/APC 4=SC/UPC 6=LC/UPC 7=LC/APC S=Specify